



lumini Solucoes em Iluminacao LTDA
www.lumini.com.br
Email:laboratorio@lumini.com.br
Tel:+55 11 3437-5555 Fax:+55 11 3437-5555
Address:Rua Ferreira Viana, 716 - Socorro - São Paulo/SP

lumini

LumCAT:

Luminaire: no frame flex sm r cob serie 3 e fc

LampCAT: modulo led 6W 3000K irc 90

Ballast type: led driver 180mA

Report No:

Voltage(V): 127.0000

Test No:

Current(A): 0.0610

Number of Lamps: 1

Power (W): 7.6500

Lamp flux(lm): 690.0

PF: 0.9900

Length(mm): 55

Width(mm): 55

Phm Type: C

Height(mm): 0

Photometric Results

Lumens(lm): 431.09, Efficiency(%): 62.48% , Luminous Efficacy(lm/W): 56.35

Central intensity(cd): 2087.448, Maximum intensity(cd): 2087.448

Angle of maximum intensity: $C=0.0$ $\gamma=0.0$

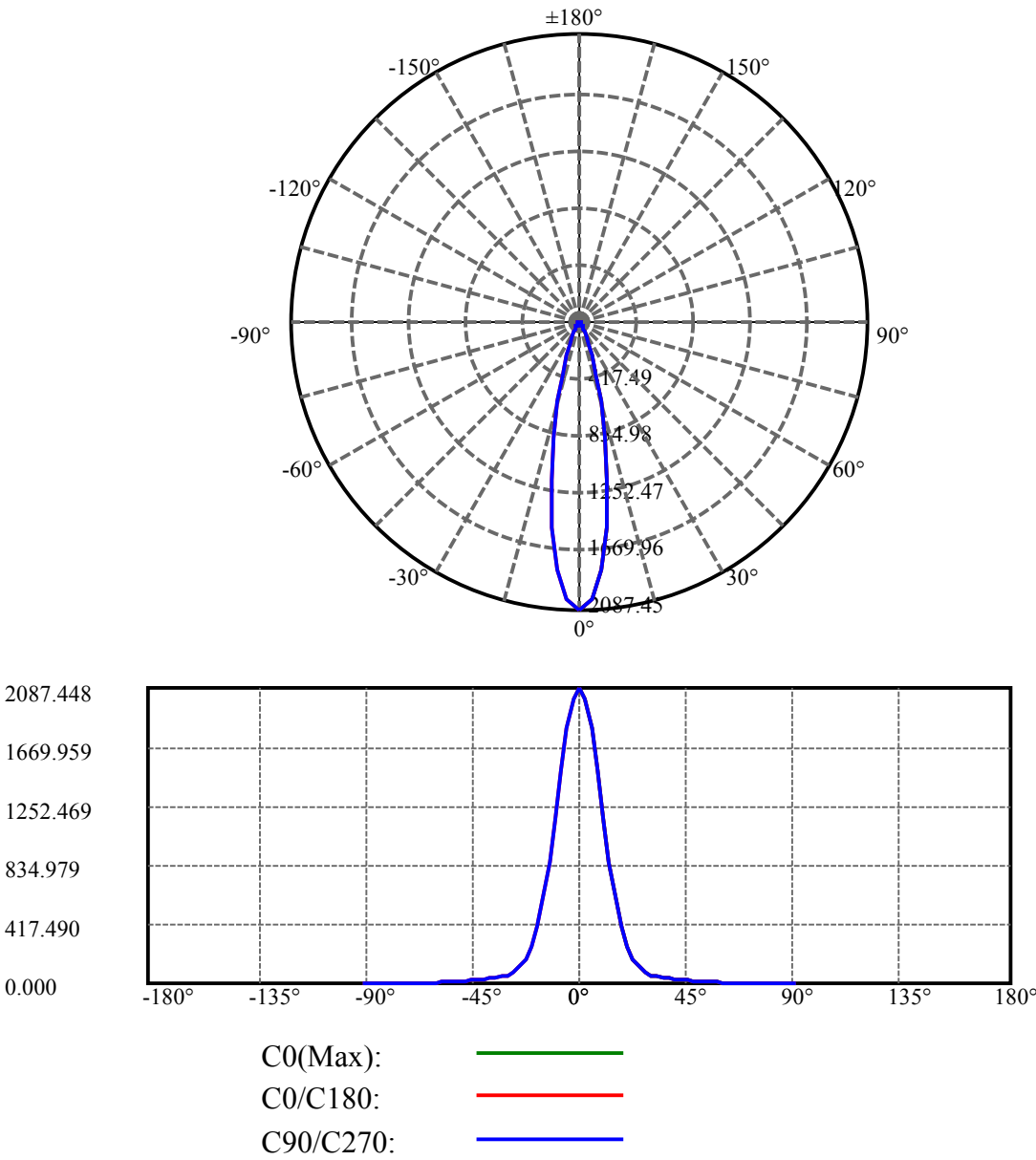
Beam angle of C0 plane : 21.80

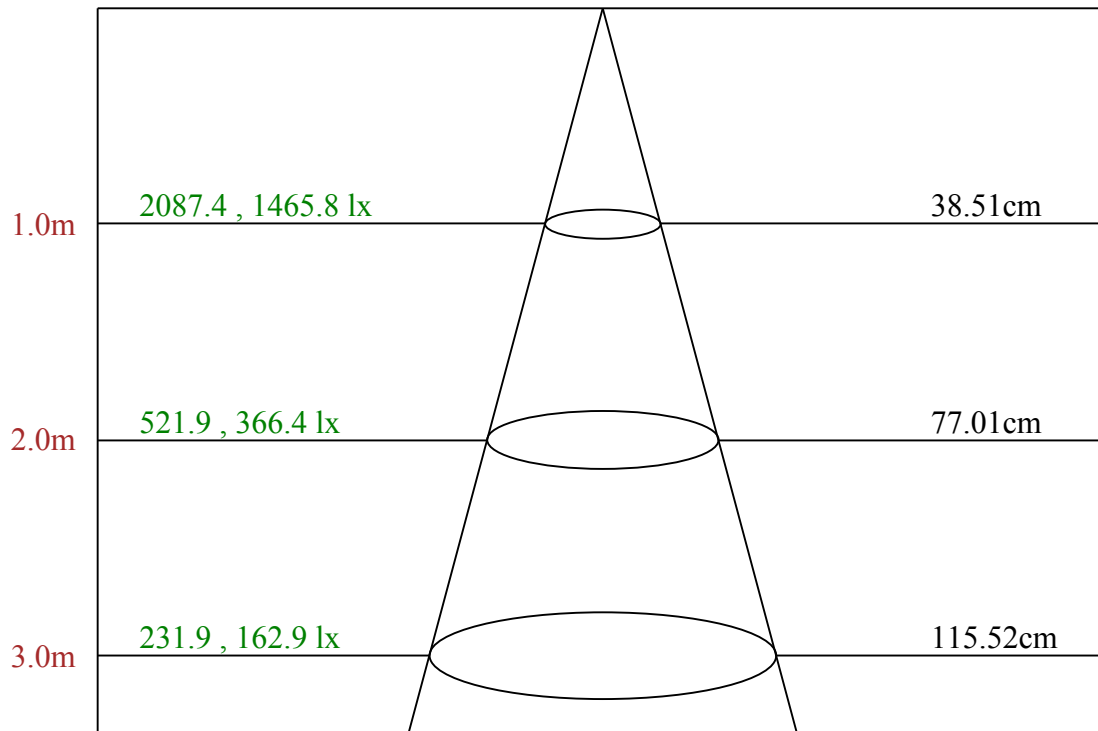
Aveage BeamAngle(IEC 61341):21.80

Equipment: equipamento lumini
Temperature(°C): 25.5

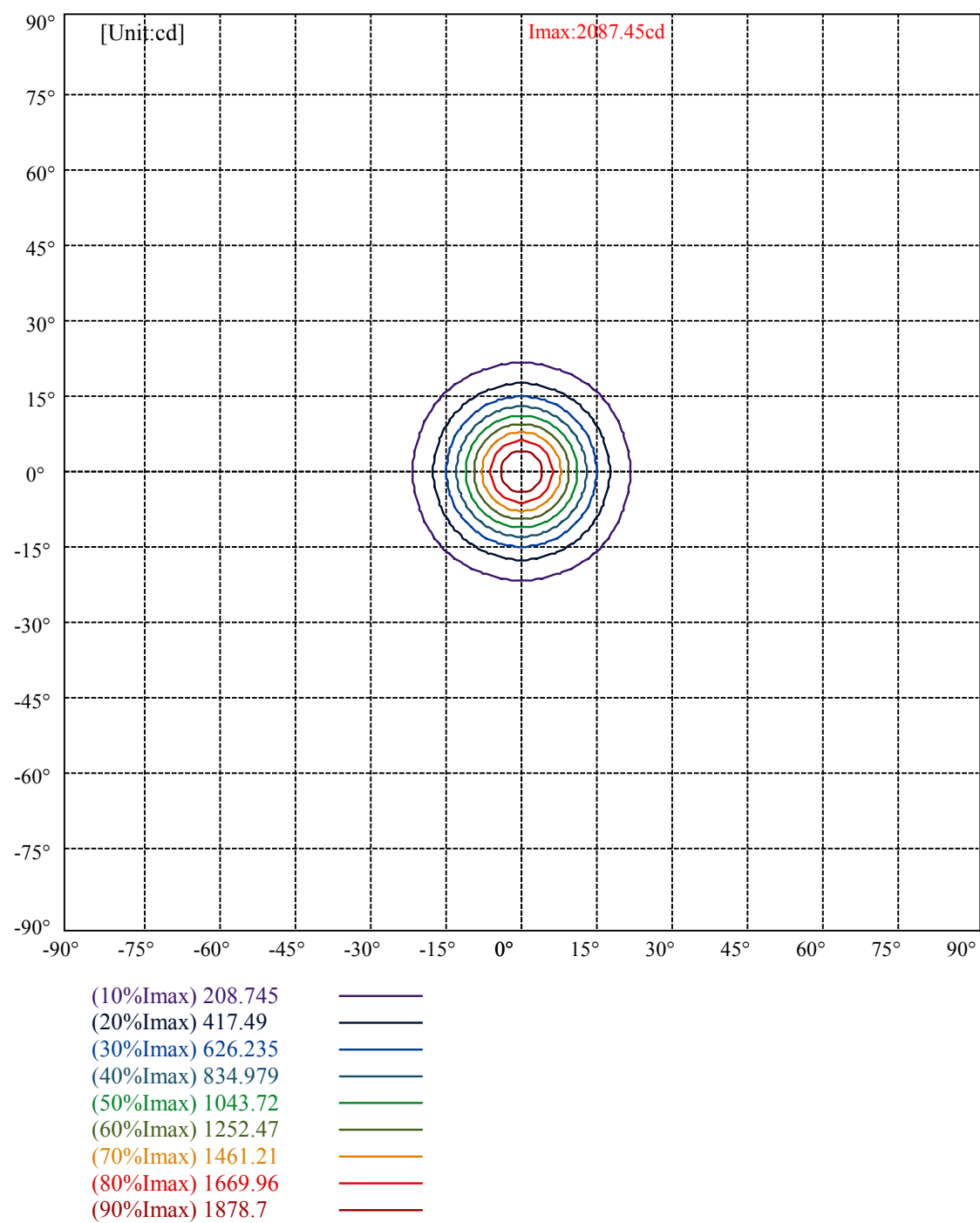
Date: 5/14/2024
Humidity(%): 55.0%

Operator: 01
Distance(m): 6.90





Max , Ave Beam angle of C0 plane 21.80



lumini

Luminance Limiting Curve(no luminous side)

Appendix Page: 5 Total:6

Luminance Table

γ	45	50	55	60	65	70	75	80	85
C0	9549	7339	5248	3282	1927	1369	1581	2266	4334
C45	9549	7339	5248	3282	1927	1369	1581	2266	4334
C90	9549	7339	5248	3282	1927	1369	1581	2266	4334

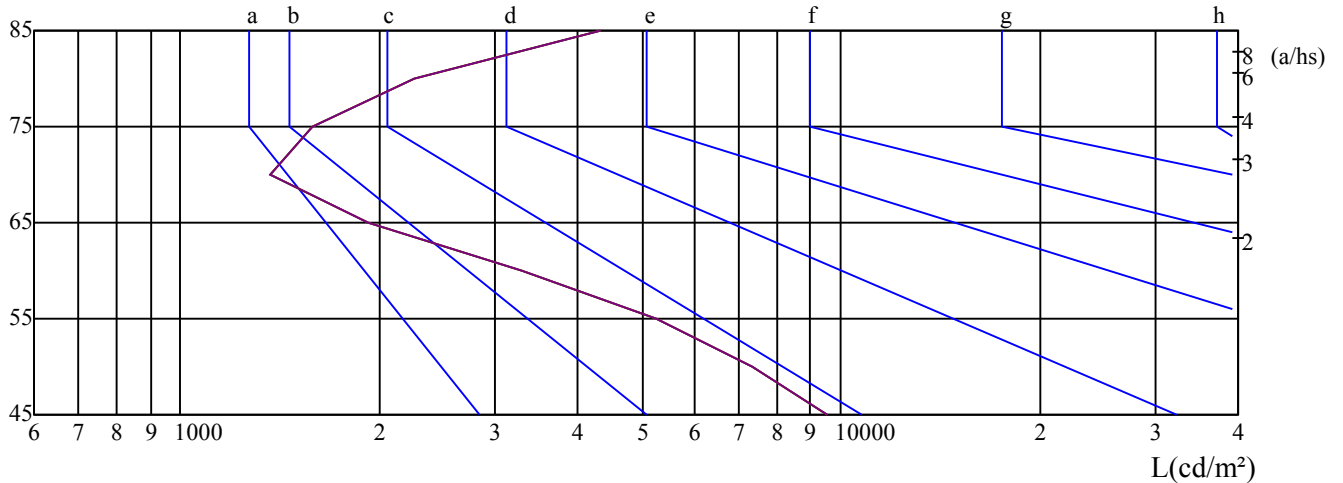
L(Hor)(65)	L(Ver)(65)	L45(65)	L(Hor)(75)	L(Ver)(75)	L45(75)	L(Hor)(85)	L(Ver)(85)	L45(85)
1927	1927	1927	1581	1581	1581	4334	4334	4334

Glare Table

Glare	Quality	Service Values Illuminance(lx)							
1.15	A	2000	1000	500	≤ 300				
1.5	B		2000	1000	500	≤ 300			
1.85	C			2000	1000	500	≤ 300		
2.2	D				2000	1000	500	≤ 300	
2.55	E					2000	1000	500	≤ 300
		a	b	c	d	e	f	g	h

Luminance Limiting Curve

$\gamma(^{\circ})$



C0 ———

C45 ———

C90 ———

Equipment: equipamento lumini
Temperature($^{\circ}$ C): 25.5

Date: 5/14/2024
Humidity(%): 55.0%

Operator: 01
Distance(m): 6.90

Illumination assessment according UGR											
Rf of Ceiling	70	70	50	50	30	70	70	50	50	30	
Rf of Wall	50	30	50	30	30	50	30	50	30	30	
Rf of Floor	20	20	20	20	20	20	20	20	20	20	
Room dimensions		Viewed crosswise					Viewed endwise				
X	Y										
2H	2H	14.01	14.99	14.38	15.30	15.62	13.22	14.19	13.58	14.50	14.82
	3H	13.96	14.83	14.35	15.17	15.51	13.19	14.06	13.58	14.39	14.74
	4H	13.93	14.73	14.33	15.09	15.46	13.18	13.98	13.58	14.34	14.71
	6H	13.98	14.71	14.40	15.09	15.49	13.26	13.99	13.68	14.37	14.77
	8H	14.01	14.71	14.43	15.09	15.50	13.32	14.02	13.74	14.40	14.81
	12H	14.13	14.79	14.55	15.18	15.60	13.45	14.11	13.88	14.51	14.93
4H	2H	13.98	14.78	14.38	15.14	15.50	13.26	14.06	13.66	14.42	14.78
	3H	13.94	14.61	14.36	15.00	15.42	13.25	13.92	13.68	14.31	14.73
	4H	13.98	14.56	14.42	14.98	15.43	13.32	13.90	13.76	14.32	14.77
	6H	14.05	14.56	14.53	15.02	15.47	13.44	13.95	13.91	14.40	14.86
	8H	14.17	14.64	14.66	15.10	15.58	13.59	14.06	14.08	14.52	15.00
	12H	14.42	14.86	14.91	15.31	15.83	13.87	14.30	14.36	14.75	15.27
8H	4H	13.86	14.33	14.35	14.79	15.26	13.22	13.69	13.71	14.15	14.63
	6H	14.02	14.41	14.53	14.89	15.40	13.45	13.83	13.95	14.31	14.83
	8H	14.29	14.61	14.82	15.13	15.63	13.76	14.08	14.29	14.60	15.10
	12H	14.71	14.96	15.25	15.48	16.00	14.21	14.46	14.76	14.98	15.50
12H	4H	13.83	14.27	14.32	14.72	15.24	13.20	13.63	13.69	14.09	14.61
	6H	14.07	14.40	14.61	14.92	15.42	13.51	13.83	14.04	14.36	14.85
	8H	14.35	14.60	14.89	15.12	15.64	13.84	14.09	14.38	14.61	15.13
Variation with the observer position at spacings:											
S = 1.0H		1.2/-2.0					1.2/-2.0				
S = 1.5H		2.5/-3.9					2.5/-3.9				
S = 2.0H		4.7/-4.1					4.7/-4.1				
Standard tables:		BK2					BK2				
Uncorrected UGR		-4.7					-4.7				

依据CIE Publ. 117 计算 UGR, S/H = 0.25